

	NEW	REVISED
WORKPLACE TASK TO BE ANALYSED	WESTERN HAZARD CATEGORY*	DATE:
Floor Stripping		March 17, 2021
DEPARTMENT	HAZARD TYPE*	WRITTEN BY:
Facilities Management		Frank DeGurse
WESTERN JOB CLASSIFICATION*	LOSS POTENTIAL RATING*	REVIEWED BY:
Caretaker		Building Managers
REQUIRED EQUIPMENT AND/OR PERSONAL PROTECTIVE EQUIPMENT	*refer to Stantec Specific Job Report	MGMT APPROVAL:
		Chris Bumbacco

SEQUENCE OF TASK

Assess and prepare equipment and materials

POTENTIAL HAZARDS

ACTION OR PROCEDURE

Assign appropriate number of staff to size of floor to be stripped

Staff to work load effort should match square footage to avoid overexertion strain injuries

Organize crew to job requirements.

Follow procedure for stripping floor

c) Potential for chemical exposure

Use appropriate equipment for the job.

Ensure fans are running for ventilation

I.R. = If required

FLOOR STRIPPING/REFINISHING

This process involves the removal of the existing seal and floor finish. The type of stripper required is determined by both the type of floor and type of floor finish.

Floors must be stripped when the wax has deteriorated or has lost its protective and/or attractive feature.

Wet floor caution signs must be posted.

Supervisor or Occupational Health and Safety provide other instructions.

Never flood the floor with solution; apply enough solution to the floor (making sure to get under and behind doors) to maintain wetness during the scrubbing and pick-up.

Avoid splashing solution on the walls, fixtures, doors, etc. When splashes occur, wipe them clean before they dry.

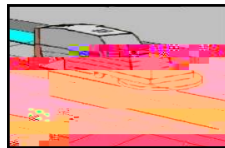
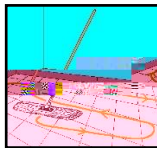

Some floor machines are battery operated. Refer to Equipment Section A Floor Scrubber, Floor Buffer and Burnisher@ for battery maintenance and precautions.

Equipment/Material Required

Floor scrubber machine, appropriate pads, two mops with handles, two mop pails and wringers, wet floor signs, caution tape, wet pick-up vacuum, stripper, neutralizer, auto scrubber, doodle bug, and non-skid Trac Mates are preferred.

Current Product Used

Attac Solution 90



Procedure

Prepare your equipment and material.

Remove as many obstacles as possible, i.e. desks, chairs, etc.

Dust mop the area to be stripped.

If present, remove gum and glue from the floor.

Place the wet floor caution signs.

